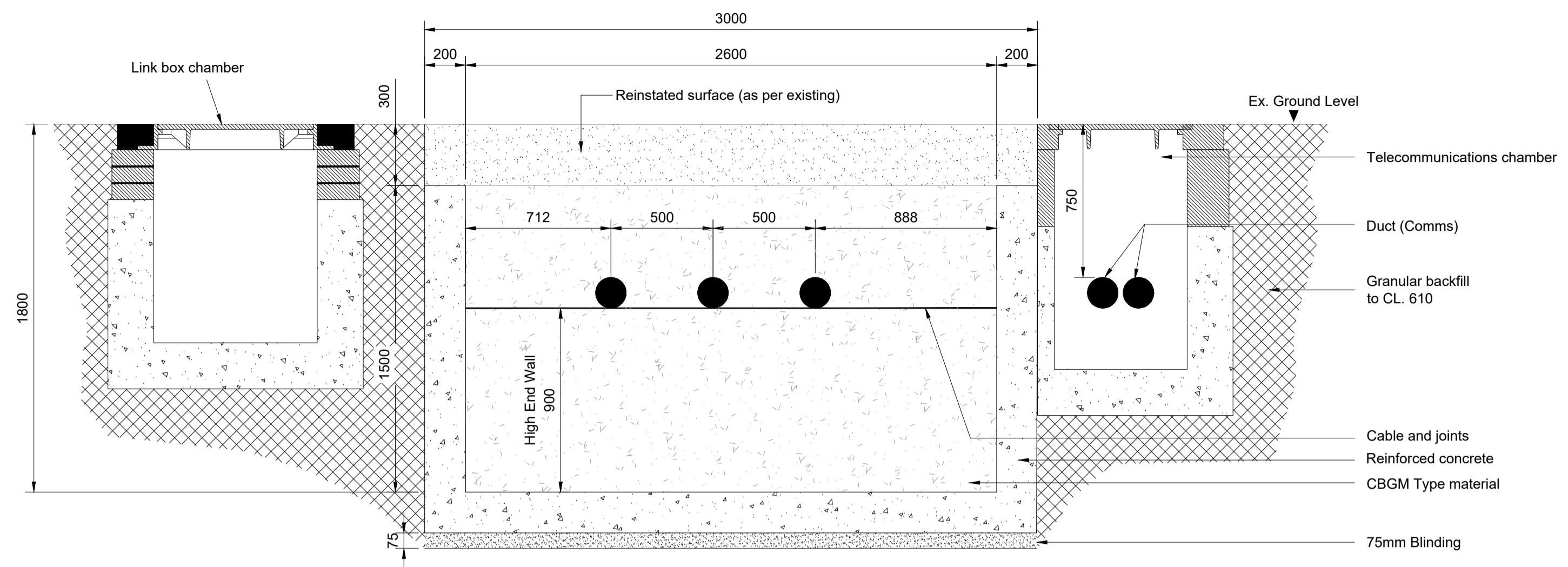


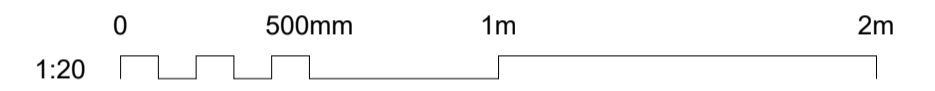
Section A-A
1:20



Section B-B
1:20


- Notes
1. For planning purposes only. Not for construction.
 2. All dimensions are in millimetres unless otherwise noted.
 3. Where levels are shown, all levels are in metres above Malin Head datum.
 4. Cable markers, warning tapes and protection tapes to be provided as per EirGrid requirements.

Key to symbols



Reference drawings

229100428-MMD-00-XX-DR-E-4119 Typical Joint Bay and Passing Bay Arrangement



Typical Plan of Joint Bay
1:20

Rev	Date	Drawn	Description	Ch'k'd	App'd
PL1	25/06/2021	SHY	Issued for Planning	DH	TK

MOTT MACDONALD

South Block
Rockfield
Dundrum
Dublin 16
Ireland
T +353 (0)1 291 6700
F
W www.mottmac.com

Client



Title
Celtic Interconnector
HVAC Land Cable
HVAC Joint Bay - Typical Details

Designed	I.Eustace	Eng check	D. Hassett
Drawn	S. Healy	Coordination	D.Monaghan
Dwg check	D.Monaghan	Approved	T. Keane
Scale at A1	Status	Rev	Security
1:20	APR	PL1	STD

Drawing Number
229100428-MMD-00-XX-DR-E-4117